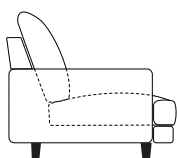




SIDEVIEW



SPECS

SEAT DEPTH	68 cm
SEAT HEIGHT (INCL LEG)	54 cm
BACK FRAME	50 cm
ARM FRONT / BACK	50 cm
KICKBOARD	9 cm
LEG	18 cm

Disclaimer
all specs are raw size only,
allow 1 - 2cm for foam & padding.

FEATURES

FRAME	Kiln dried plantation timber	10 years
SEAT SUSPENSION	Machine tensioned webbing	10 years
SEAT FOAM	Feather Wrapped	5 years
BACK CUSHION	Polyester and Cotton mixed	12 months
SEWING	Double stitching	12 months
LEGS	Pine timber (refer to MUL stain board)	N/A



REVERSIBLE CUSHION

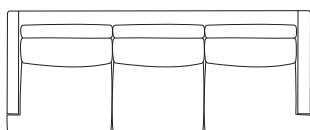


COLOUR OPTION

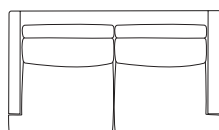


LEATHER OPTION

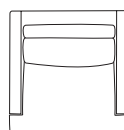
DIMENSIONS



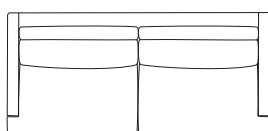
3.5 Seater
W 230 D 90 H 89



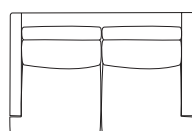
2.5 Seater
W 160 D 90 H 89



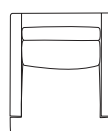
1.5 Seater
W 90 D 90 H 89



3 Seater
W 200 D 90 H 89



2 Seater
W 140 D 90 H 89



Chair
W 80 D 90 H 89



Cushion top ottoman
W 70 D 60 H 54

Available in sofa, chaise, modular and customise sizes, contact us for more information